

A new practical synthesis of triaryl and trisindolymethanes under solvent-free reaction conditions†

Margherita Barbero,* Silvano Cadamuro, Stefano Dughera, Claudio Magistris and Paolo Venturello

Received 28th July 2011, Accepted 5th September 2011

DOI: 10.1039/c1ob06280h

An efficient and practical synthesis of triaryl and trisindolymethanes is reported *via* the bisarylation of aryl aldehydes with activated arenes. The new method features mild solvent-free reaction conditions, in most cases nearly stoichiometric reagent ratios, catalytic amount of the readily available, easily-handled, recoverable and reusable Brønsted acid catalyst *o*-benzenedisulfonimide.

Introduction

Triaryl and triheteroarylmethanes (TRAMs) are valuable scaffolds which have attracted attention from the scientific community not only for their interesting chemical properties, but also for the widespread applications they have found in many fields,¹ such as useful protective groups,² photochromic agents,³ dyes,⁴ and building blocks for dendrimers and NLOs.⁵ Ring hydroxylated TRAMs exhibit antioxidant, antitumor, antitubercular, antiviral, antifungal and anti-inflammatory activities.⁶ Triarylmethane frameworks are usually obtained from the acid-catalysed bisarylation of activated aryl aldehydes and the reaction is called hydroxyalkylation. It is in fact a multistep Friedel–Crafts alkylation and follows a typical aromatic electrophilic substitution mechanism. The reaction does not stop at the first step, and the intermediate diarylmethanol immediately reacts with a second molecule of the aromatic compound, giving rise to a bisarylation product. Furthermore the reaction benefits from a high atom efficiency and only produces one molecule of water as a by-product.

The reaction has been extensively studied since 1886⁷ and literature methods include superacidic systems, Brønsted and Lewis acid catalysts and solid-supported catalysts. AuCl₃,⁸ Yb(OTf)₃,⁹ ClSiMe₃,¹⁰ B(C₆F₅)₃¹¹ and molecular iodine¹² have been used as Lewis acids in catalytic amounts. A dual-reagent catalytic combination of [Ir(COD)Cl]₂-SnCl₄ has also been reported to catalyse the Friedel–Crafts alkylation of arenes and heteroarenes; a complexation/interaction of the carbonyl functionality at the tin center has been suggested as a plausible mechanism.¹³

Mineral Brønsted acids (such as HF, H₂SO₄, H₃PO₄) have been predominantly used as the catalysts for a very long time. The detailed mechanism of the reaction was investigated in-depth by Olah and coworkers, by running the reaction in various superacidic systems (triflic acid, Magic acid, and so on).

Experimental evidence and theoretical calculations suggested the possible formation of superelectrophilic *O,C*-diprotonated aldehydes.¹⁴ Recently, Olah and coworkers reported the hydroxyalkylation of activated or weakly deactivated aromatics by aromatic mono- and dicarbonyl aldehydes in the presence of BF₃–H₂O (1 : 1 complex; 50 equiv.; in a pressure tube and under closed conditions).¹⁵ This stable complex has been used in a dual role, as a suitable protic solvent/protosolvating medium and as a strong Brønsted acid catalyst.

An excess of TfOH under pressure,¹⁶ TFA and other protic acids,^{6,17} PTSA¹⁸ and 84% sulfuric acid¹⁹ have also been used. Heterogeneous solid Brønsted acid catalysts include silica gel-supported NaHSO₄,²⁰ polystyrene-supported sulfonic acid,²¹ silica sulfuric acid,²² perfluorinated sulfonic acid resin (Nafion-H).²³ Unsymmetrical TRAMs have been prepared using ZnBr₂/SiO₂ and AcBr,²⁴ whilst symmetrical and unsymmetrical TRAMs using FeCl₃/Ac₂O:²⁵ the reaction mechanisms involves the *in situ* formation of an α -bromobenzyl acetate or a geminal diacetate, respectively, as the reactive intermediate species.

All the above TRAMs synthetic methods, however, suffer from one or more known disadvantages, such as the need for a large excess of the aromatic substrate, poor selectivity, harsh reaction conditions (*e.g.* high temperatures, pressure vessels), large catalyst amounts and the disposal of the excess aromatic compound or solvents and/or toxic metal waste.

Finally, bis- and trisindolymethanes (usually 3,3'-BIMs and 3,3',3''-TIMs) have proven themselves to be of great interest thanks to their wide range of applications. The numerous synthetic strategies towards their preparation, powerful biological activity and different properties have recently been extensively reviewed.²⁶ The standard acid-catalysed indole reaction with carbonyl compounds is a useful synthetic method and a huge number of Lewis or Brønsted acid catalysts has been reported. Similarly, the reactions of substituted indoles with 3-formylindole give asymmetric TIMs.²⁶ In the same review, a catalyst-free BIM formation was reported to occur in glycerol at 90 °C.²⁷

Despite the high number of literature methods, the demand for new efficient, mild, metal-free and environmentally friendly protocols for TRAM, BIM and TIM synthesis, *via* electrophilic

Dipartimento di Chimica Generale e Chimica Organica dell'Università, Università di Torino, Via P. Giuria 7, 10125, Torino, Italy. E-mail: margherita.barbero@unito.it

† Electronic supplementary information (ESI) available: General procedures, ¹H, ¹³C NMR and MS spectra of products **5a–j**, **6a–c**, **7a–b**, **8a–c**, **9a**, **11a–d**. See DOI: 10.1039/c1ob06280h

Table 1 Reagents **2a–f**, **3a–b**, and **4a–j**

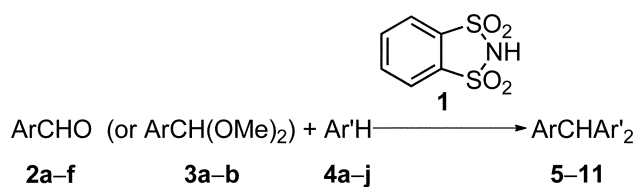
2	Ar	3	Ar	4	Ar'H
2a	4-NO ₂ C ₆ H ₄	3a	4-NO ₂ C ₆ H ₄	4a	1,2,4-(MeO) ₃ C ₆ H ₃
2b	4-ClC ₆ H ₄	3b	4-MeOC ₆ H ₄	4b	1,3-(MeO) ₂ C ₆ H ₄
2c	C ₆ H ₅			4c	1,2-(MeO) ₂ C ₆ H ₄
2d	4-MeOC ₆ H ₄			4d	C ₆ H ₅ OMe
2e	4-HOC ₆ H ₄			4e	C ₆ H ₅ OH
2f	3-Indolyl			4f	Indole
				4g	1-Methylindole
				4h	2-Methylfuran
				4i	Thiophene
				4j	2-Methylindole

Table 2 Reaction condition optimisation for **5d** synthesis

Entry	Molar ratio 2a : 4d	1 (mol%)	T/°C	t (h)	Yield ^a (%)
1	1 : 10	10	130	24	86 (5.9 : 1)
2	1 : 10	50	130	1.5	91 (5.6 : 1)
3	1 : 2 mL	10	130	24	89 (6.9 : 1)
4	1 : 2 mL	50	130	1.5	90 (7.6 : 1)
5	1 : 2 mL	50 ^b	130	1.5	100 (5.2 : 1)

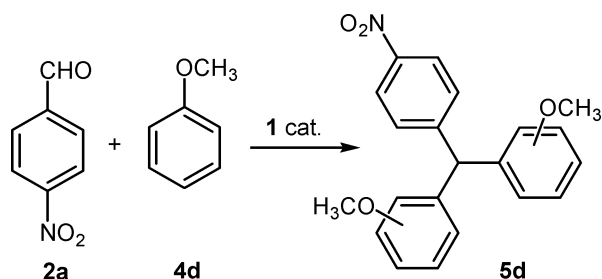
^a Yields refer to pure isolated product by column chromatography (eluent PE : AcOEt 6 : 4). In parentheses *p,p* and *o,p* isomer ratio is reported (calculated by ¹H NMR spectra). ^b Silica-gel supported OBS (10% w/w).

substitution reaction, is high. In order to continue our ongoing studies in the field of organocatalysis,^{28a} which are aimed at developing mild and practical protocols in neat conditions, we have decided to explore the synthetic features of the use of *o*-benzenedisulfonamide (OBS, **1**)^{28b} as an environmentally friendly Brønsted acid catalyst in Friedel–Crafts hydroxyalkylation reactions (Scheme 1 and Table 1). Furthermore, a new bench-stable solid-supported catalyst, namely silica-gel supported OBS, has been prepared and tested to improve the easy handling, storing, recovery and recycling of this catalyst under clean and easy work-up conditions.²⁹

**Scheme 1** Triaryl and trisindolylmethane synthesis *via* OBS catalysed bisarylation of aryl aldehydes (or their dimethyl acetals).

Results and discussion

First, 4-nitrobenzaldehyde (**2a**) and anisole (**4d**) were reacted to give TRAM **5d**, as a model reaction of the OBS catalysed Friedel–Crafts hydroxyalkylation. The reagents were chosen as the first is a highly electrophilic alkylating agent and the second a sufficiently activated aromatic substrate (Scheme 2). Following literature suggestions, anisole excess was reacted with **2a** in the presence of **1**, which was used as the catalyst, in neat conditions. The effect of reagent ratio, heating and catalyst loading were considered as reported in Table 2. Both a temperature of 130 °C and the catalytic amount of **1** were crucial to the completion of the reaction in reduced times (entries 2 and 4 compared with 1 and 3; Table 2).

**Scheme 2** Model reaction between aldehyde **2a** and anisole (**4d**).

Reaction temperature of 100 °C and room temperature only led to trace amount or a complete absence of product. In all the reactions, the formation of diarylated regioisomer products was observed, as the expected consequence of an electrophilic aromatic substitution pathway. The *para,para* derivative was always predominant with respect to the *ortho,para* isomer, whereas the *ortho,ortho* was never detected; a larger anisole excess increased the selectivity (entries 3 and 4 compared to 1 and 2). The reaction was then carried out in the presence of silica-gel supported OBS following the optimised conditions. The Brønsted acid was adsorbed onto SiO₂ in a 10% w/w amount, simply by dissolving it in water, stirring with SiO₂ and by evaporating the solvent under vacuum. Then its catalytic efficiency was tested and a quantitative product yield was recovered (entry 5).

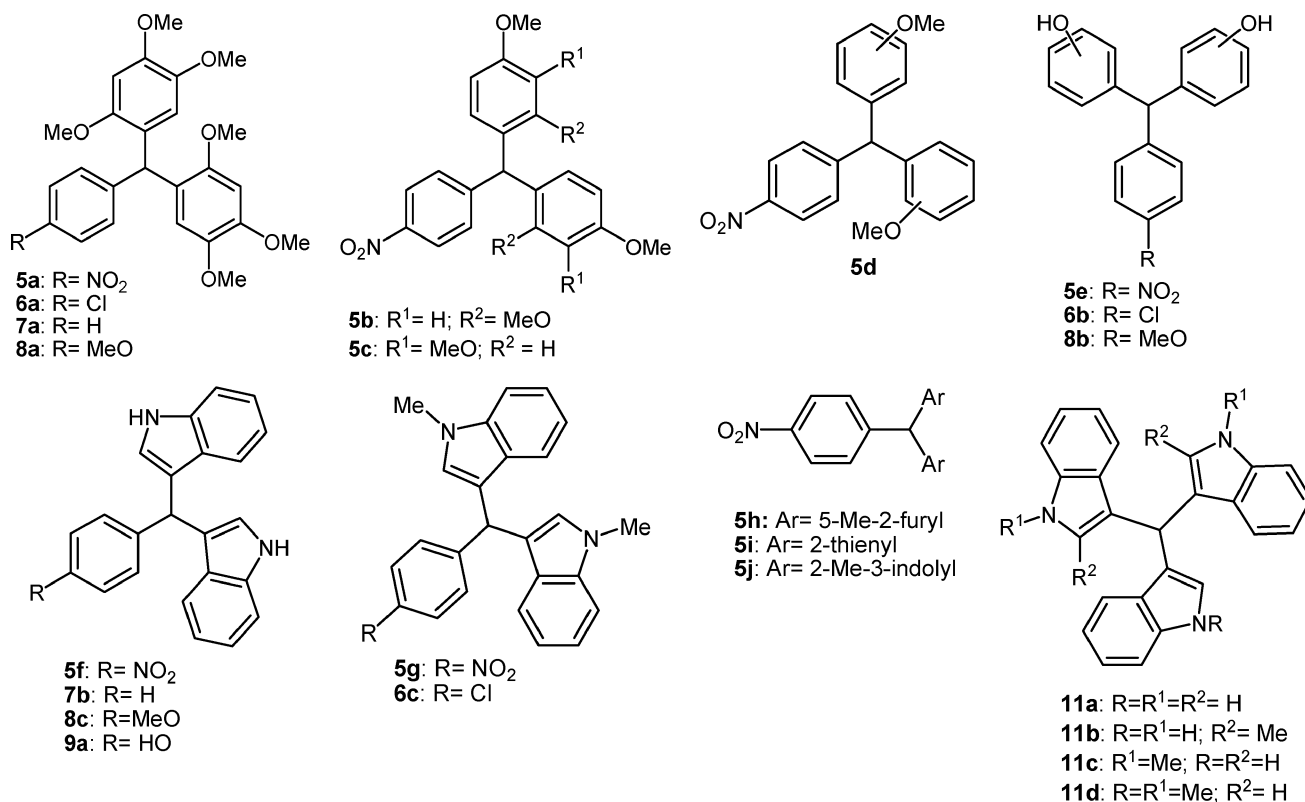
Then, a representative number of variously substituted aromatic (and heteroaromatic) aldehydes **2a–f** were reacted with activated aromatic and heteroaromatics (**4a–j**; Table 1), in the presence of OBS (Scheme 1). In all the reactions, the catalytic amount of OBS was not lowered below 10% mol, although highly activated aryl aldehydes and aromatics could react in the presence of less catalyst. Details of the reaction conditions and isolated yields of products **5–11** (Table 3) are reported in Table 4.

The obtained results are strictly depending on the substituent electronic effects of the starting reagents towards electrophilic hydroxyalkylation.

First, the OBS-catalysed hydroxyalkylation of aromatics was tested using the highly electrophilic 4-nitrobenzaldehyde (**2a**). Reactions were initially performed at 130 °C in the presence of an excess of the aromatic substrate, like the trial reactions (entries 1 and 8). Whereas anisole required these harsh conditions, it was observed that, using **2a**, room temperature, nearly stoichiometric amounts of reagents and neat conditions were sufficient to obtain, under stirring, the same good results in the reaction with highly activated aromatics **4a**, **4b** and **4e**, and heteroaromatics **4f**, **4g** and **4h** (entries 2, 4, 9, 11, 13 and 15). The reaction was immediate and reached completion in very short times. In some cases, the deep coloured thick reaction mixture suddenly became solid and lost its colouring.

By using less activated **4c** and **4i**, heating at 130 °C or at **4i** reflux temperature was needed and a higher catalyst amount increased product yields (entries 6–7 and 17–18). As highlighted for anisole, regioisomers were produced when phenol was used (**4e**; entries 8 and 9). The yields of column chromatography purified products **5a–h** were always good to high, only **5i** was isolated in modest yield (entry 18). Unfortunately, the OBS-catalysed hydroxyalkylation of deactivated substrates such as benzene, *p*-xylene or chlorobenzene was not achieved.

Table 3 Products 5a–j, 6a–c, 7a–b, 8a–c, 9a, 11a–d



Some of the above reactions were then run in the presence of OBS adsorbed onto silica 10% w/w. The catalytic activity of this heterogeneous system was comparable to OBS alone (entries 3, 5, 10, 12, 14 and 16), whilst the recovery and recyclability of the catalyst were improved. Indeed, at the end of the reaction, after the extraction of the organic phase and a few washings with small amounts of solvent, the solid catalyst was dried and immediately recycled in another five subsequent reactions without significant loss of catalytic activity (entry 14).

Then, 4-chlorobenzaldehyde (**2b**) was reacted, under the same conditions as **2a**, with the aromatic compounds **4a**, **4e** and **4g** (entries 19–21). Despite the weaker electron withdrawing effect of the chloro substituent, the desired TRAMs were obtained in good to quantitative yields both in the presence of OBS or silica-supported OBS. TRAM **6b** has been reported as an antiviral.³⁰ Benzaldehyde (**2c**) was similarly reacted with aromatics **4a** and **4f** (entries 22–24). The results were good, but heating was necessary in the first case to reduce reaction time. Less activated 4-methoxybenzaldehyde (**2d**) was reacted with **4a**, **4e** and **4f**. Heating was required to obtain TRAMs **8a** and **8b** in good yields (entries 25–26), whereas **8c** was obtained in milder conditions (entry 27). Finally, the antimicrobial³¹ TRAM **9a** was prepared from 4-hydroxybenzaldehyde (**2e**) and **4f** at 40 °C in order to favour the mixing of the reagents.

Aldehyde acetals are well-known highly electrophilic aldehyde substitutes.^{28a} Therefore, acetals **3a** and **3b** were tested in order to evaluate their applicability in hydroxyalkylation reactions. Obtained results were as expected (Scheme 1, Table 4). The reactions of 4-methoxybenzaldehyde dimethyl acetal (**3b**) with **4a**

and with **4e** at room temperature were instantaneous (entries 29 and 30), whilst the reaction of the aldehyde **2d** with **4a** did not complete at room temperature and when stopped after 24 h only gave rise to **8a** in a 50% yield. Unfortunately, with deactivated aromatics such as **4i**, acetal hydrolysis was the only observed reaction. 4-Nitrobenzaldehyde dimethyl acetal (**3a**), however, did not prove to be a useful alternative to the parent aldehyde **2a** (entry 31 compared to entry 4). Furthermore, the hydrolysis was the only observed process in the reaction with **4i**. The difference in acetal behaviour is probably due to the different electronic effects the methoxy and the nitro groups have on the acetal protonation in the first step of the reaction, giving rise to an inversion in the parent aldehyde reactivity order. The use of acetals can therefore be useful in the case of aldehydes bearing electron-donating substituents which induce lower reactivity in the Friedel–Crafts hydroxyalkylation.

When we performed the reaction with aldehydes, immediate colour and density changes in the reaction mixtures were observed which led us to investigate the reaction further. The reactions with indoles, in particular, were seen to produce a thick, deep orange coloured mixture simply by mixing the reagents. Therefore we decided to carry out some reactions starting from particularly activated reagents, in the absence of any catalyst, in neat conditions. To the best of our knowledge, Friedel–Crafts hydroxyalkylation reactions without catalyst are reported here for the first time (in the paper cited above, the reactions were run in glycerol under heating and the role of the protic solvent in promoting aldehyde activation, through hydrogen bonding, was considered a plausible explanation).²⁷

Table 4 Synthesis of products 5–9

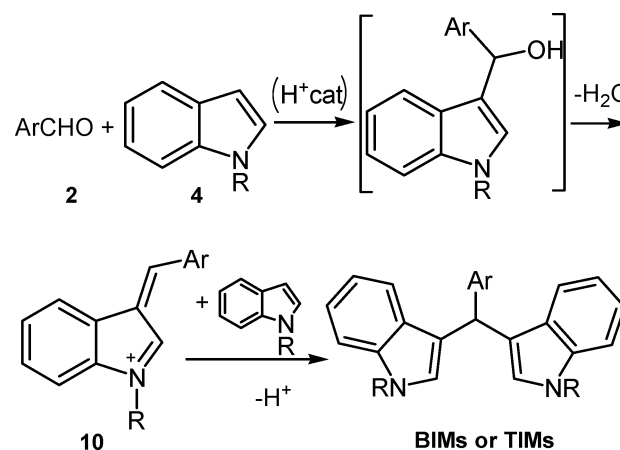
Entry	Reagents	Molar ratio 2 (or 3) : 4	1 (mol%)	T/°C	t (min)	Products	Yield (%) ^a	
1	2a	4a	1:10	10	130	15	5a	100
2	2a	4a	1:2.2	10	r.t.	15	5a	100
3	2a	4a	1:2.2	10 ^b	r.t.	15	5a	96
4	2a	4b	1:10	10	r.t.	120	5b	100
5	2a	4b	1:10	10 ^b	r.t.	120	5b	100
6	2a	4c	1:10	10	130	30 h	5c	76
7	2a	4c	1:10	50	130	6 h	5c	95
8	2a	4e	1:10	10	130	20	5e	94 (10:6)
9	2a	4e	1:10	10	r.t.	7 h	5e	100 (10:1)
10	2a	4e	1:10	10 ^b	r.t.	7 h	5e	97 (10:3)
11	2a	4f	1:2.5	10	r.t.	5	5f	95
12	2a	4f	1:2.5	10 ^b	r.t.	5	5f	90
13	2a	4g	1:2.5	10	r.t.	5	5g	96
14	2a	4g	1:2.5	10 ^b	r.t.	5	5g	99 ^c
15	2a	4h	1:3	10	r.t.	60	5h	87
16	2a	4h	1:3	10 ^b	r.t.	30	5h	100
17	2a	4i	1:2 mL	10	85	6 h	5i	41
18	2a	4i	1:2 mL	50	85	120	5i	74
19	2b	4a	1:2.5	10 ^b	r.t.	75	6a	90
20	2b	4e	1:10	10	130	20	6b	77 (10:3)
21	2b	4g	1:2.2	10	r.t.	5	6c	100
22	2c	4a	1:10	10	130	3.5 h	7a	93
23	2c	4a	1:10	10	r.t.	20 h	7a	93
24	2c	4f	1:2.2	10	r.t.	5	7b	75
25	2d	4a	1:10	10	130	120	8a	91
26	2d	4e	1:10	10	130	30	8b	82 (10:1)
27	2d	4f	1:2.2	10	r.t.	5	8c	89
28	2e	4f	1:2.2	10	40	120	9a	73
29	3b	4a	1:2.2	10	r.t.	5	8a	100
30	3b	4e	1:10	10	r.t.	5	8b	95 (10:1)
31	3a	4b	1:10	10	r.t.	5 h	5b	^a
32	2a	4f	1:2	— ^c	100	60	5f	86
33	2a	4g	1:2	— ^c	100	120	5g	70
34	2a	4j	1:2	— ^c	100	60	5j	100

^a Yields refer to pure isolated products. In parentheses *p,p* and *o,p* isomer ratio is reported (calculated by ¹H NMR spectra). ^b Silica supported OBS. ^c The catalyst was recycled for 5 subsequent runs. ^d The reaction was incomplete. ^e The reaction was carried out in the absence of catalyst.

TRAMs **5f,g,j** were obtained in good yields and in short times from aldehyde **2a** and indoles **4f**, **4g** and **4j** when the reagents were heated in stoichiometric amounts at 100 °C (at r.t. the reaction did not reach completion). However the deep red coloured reaction mixture of **2a** and **4a** did not give products, even after several hours of heating at 130 °C. The reactions between the less activated aldehyde **2d** and **4f** or **4g** proceeded, but did not complete in comparable times.

Turning our attention to indolymethanes, as a general mechanism pathway, the first step of the acid-catalysed indole reaction with carbonyl compounds produces, by dehydration, an intermediate azafulvenium species (**10**), which then immediately undergoes the addition of a second indole moiety to produce the expected BIM (Scheme 3).²⁶

The reaction between 3-formylindoles and indoles produces TIMs with the same mechanism (Scheme 3; Ar = 3-indolyl). It is also known that trisindolymethanes are readily cleaved by acids giving rise to resonance stabilised ammonium ions.²³ Furthermore, symmetric and asymmetric TIMs have been isolated as a mixture from the reaction of 3-formylindoles with substituted indoles in the presence of different acid catalysts.³² Their formation, although not always justified, has been attributed to the likely acidic cleavage of the initially formed TIMs with release of an indole molecule and subsequent reaction with a substituted indole moiety. Interested

**Scheme 3** Reaction mechanism.

in these findings, we decided to further explore the applicability of OBS as the catalyst in trisindolymethane synthesis.

First of all, we tested the optimised reaction conditions for TRAM synthesis, but the reaction between **2f** and indole (**4f**) in the presence of **1** (10 mol%) in solid state conditions did not proceed at r.t. When heating to 55 or 100 °C, the reaction seemed to be locked in an unchanging ratio between reagents and products.

Table 5 Synthesis of trisindolylmethanes **11**^a

Entry	Reagents	1 (mol%)	<i>t</i> (min)	Products	Yields (%) ^b
1	2f	4f 10	5	11a	92
2	2f	4j 10	5	11b	72
3	2f	4g 2	5 h	11c	90 ^c

^a Reaction conditions: reagent ratio **2f**:**4** = 1:2.2, in EtOH at r.t. ^b Yields refer to pure isolated products. ^c Only traces of **11d** were detected.

Nevertheless, in ethanol as a solvent, the reaction at r.t. was instantaneous and the yield good (Table 5, entry 1). A control experiment carried out in EtOH in the absence of the catalyst did not yield traces of product. Good results were also obtained by reacting **2f** and 2-methylindole (**4j**) at r.t. in the presence of OBS 10% (entry 2).

According to literature observations, we suggest that, in these conditions, the lowest solubility of TIMs in ethanol causes their immediate separation from the reaction medium so preventing the acid-catalysed cleavage. In the light of these, we can hypothesize that, under the former acidic neat conditions and heating, the produced TIM is rapidly cleaved into the intermediate cation and the reaction cannot reach completion. Furthermore, when **2f** and 1-methylindole (**4g**) were reacted under the same reaction conditions, the immediate formation of two products was observed: the expected TIM **11c** and the symmetric TIM **11d** deriving by cleavage of the former and reaction with excess **4g** (Scheme 4). The reaction was heated to 50 °C in order to maximize **11d** formation and stopped after 24 h. Products were identified by comparison with authentic samples or by NMR spectroscopy of isolated products. GC and GC-MS analyses confirmed indole (**4f**) formation in the reaction mixture, whose presence is not otherwise explainable. Nevertheless, TIM **11c** was obtained in 90% yield by carrying out the reaction in the presence of OBS 2 mol% (only traces of **11d** were observed in these conditions; entry 3).

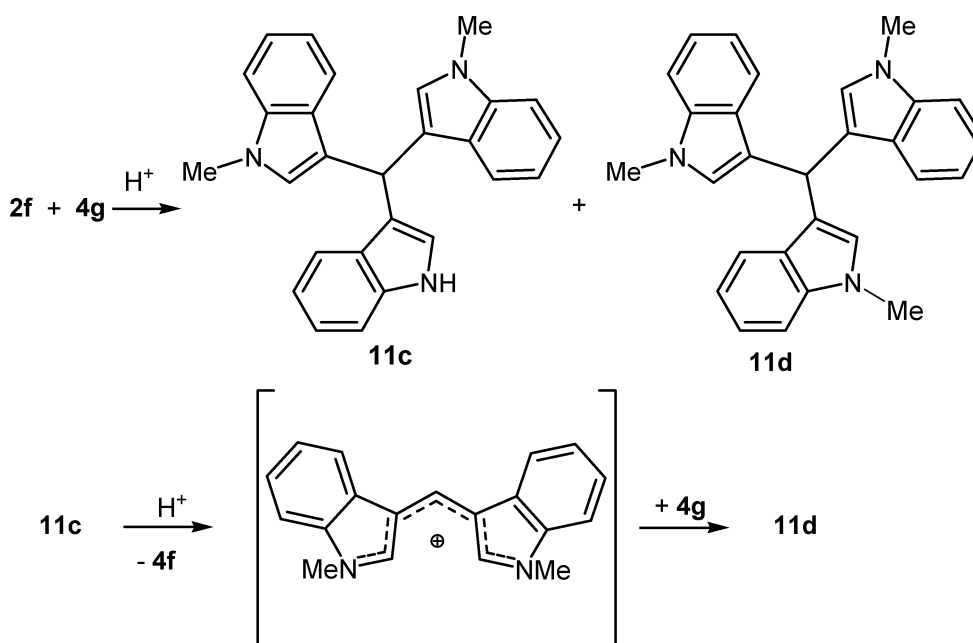
Conclusions

In conclusion, a new simple and efficient triaryl and trisindolylmethane synthesis has been reported. The advantages of the method are mild solvent-free reaction conditions, in most cases nearly stoichiometric reagent ratios, catalytic amounts of the readily available and easily-handled Brønsted acid catalyst. In our conditions, every effort to stop the reaction at the first step was unsuccessful and the intermediate diarylmethanol was not isolated nor detected. Furthermore, the recoverability and recyclability of the catalyst, both in homogeneous and heterogeneous conditions, are noteworthy.

Experimental

General experimental

All the reactions were run in vials using analytical grade reagents, and were monitored by TLC, GC, GC-MS and NMR spectrometry. GC-MS spectra were recorded with an AT5973N mass selective detector connected to an AT6890N GC cross-linked methyl silicone capillary column. ¹H NMR and ¹³C NMR spectra were recorded in CDCl₃ with a Bruker Avance 200 spectrometer at 200 MHz and 50 MHz, respectively; chemical shifts are given in ppm relative to CDCl₃. TLC were performed on Fluka silica gel TLCPET foils GF 254, 2–25 μm, layer thickness 0.2 mm, medium pore diameter 60 Å. Plates were visualized using UV light (254 nm). Column chromatography was carried out on SiO₂ (pore size 70 Å, 70–230 mesh). Petroleum ether refers to the fraction boiling in the range 40–60 °C and is abbreviated as PE. Commercially available reagents and solvents were purchased from Aldrich and were used without purification or distillation prior to use; Dowex 50 × 8 ion-exchange resin was purchased from Fluka. *o*-Benzenedisulfonimide (**1**) was prepared as described in literature.³³ Details for the reactions and yields for the pure (GC, GC-MS, TLC, ¹H NMR) isolated products are listed in Table 2, 4



Scheme 4 Proposed mechanism for **11d** formation in **11c** synthesis.

and 5. Structure and purity of all the products were confirmed by comparison of their physical and spectral data (IR, MS, ^1H NMR and ^{13}C NMR) with those reported in literature. By the work-up of the reaction mixtures, *o*-benzenedisulfonimide could be recovered, purified by elution on Dowex ion-exchange resin and recycled in other reactions. When OBS was used adsorbed onto SiO_2 , at the end of the reaction, the solid mixture was extracted with small portions of CH_2Cl_2 (6×3 mL) under stirring; the heterogeneous catalyst was then directly recycled after drying under vacuum.

General procedure for triarylmethane 5a–i, 6a–c, 7a–b, 8a–c and 9a synthesis

A mixture of aldehyde **2** (1.0 mmol), aromatic compound **4** (mmol as in Table 4) and *o*-benzenedisulfonimide (**1**, 10 mol%, 0.022 g) was stirred at r.t. (or under heating, as in Table 4) in a vial until TLC analyses showed almost complete conversion of **2**. The reaction mixture was then treated with CH_2Cl_2 – H_2O (1 : 1, 20 mL). The aqueous phase was extracted with CH_2Cl_2 (2×20 mL). The organic extracts were dried with Na_2SO_4 and concentrated under reduced pressure. The crude residue was purified by column chromatography on a short column of silica gel.

Representative experimental data

Bis(2,4,5-trimethoxyphenyl)(4-nitrophenyl)methane (5a)²⁰. Chromatographic eluent: PE-AcOEt (6 : 4); yellow solid (0.47 g, quantitative yield); mp 125–126 °C (EtOH) [lit.²⁰ 123–124 °C]; ^1H NMR (200 MHz, CDCl_3): δ = 3.58 (s, 6H), 3.61 (s, 6H), 3.83 (s, 6H), 6.04 (s, 1H), 6.32 (s, 2H), 6.49 (s, 2H), 7.13 (d, J = 9.0 Hz, 2H), 8.03 (d, J = 8.8 Hz, 2H); ^{13}C NMR (50 MHz, CDCl_3): δ = 42.8, 55.9 (2C), 56.4 (2C), 56.5 (2C), 97.8 (2C), 114.2 (2C), 122.1 (2C), 123.0 (2C), 129.4 (2C), 142.6 (2C), 145.9, 148.4 (2C), 151.3 (2C), 152.7; MS (EI) m/z : (%) 469 [M^+](100), 438 (40), 181 (25), 151 (25).

Bis(4-methoxyphenyl)(4-nitrophenyl)methane (5d) and isomer²⁰. Chromatographic eluent: PE-AcOEt (7 : 3); light yellow oil (0.32 g, 91% yield). Mixture of isomers (*p,p* and *o,p*, the former always prevalent) not completely separable. ^1H NMR (200 MHz, CDCl_3): δ = 3.66 (s, 3H) (*o,p*), 3.74 (s, 3H) (*p,p*), 5.49 (s, 1H) (*p,p*), 5.87 (s, 1H) (*o,p*), 6.80 (d, J = 8.8 Hz, 4H), 6.95 (d, J = 8.8 Hz, 4H), 7.22 (d, J = 8.6 Hz, 2H), 8.07 (d, J = 8.8 Hz, 2H); MS (EI) m/z (%): 349 [M^+](100), 318 (65), 227 (100) (*p,p* isomer); 349 [M^+](100), 319 (40), 227 (55), 121 (55) (*o,p* isomer).

General procedure for triarylmethane 5f, g, j synthesis in the absence of catalyst

A mixture of aldehyde **2a** (1.0 mmol) and aromatic compound **4** (2 mmol) was stirred under heating at 100 °C in a vial until TLC analyses showed almost complete conversion of starting reagents. The reaction mixture was then treated with CH_2Cl_2 – H_2O (1 : 1, 20 mL). The aqueous phase was extracted with CH_2Cl_2 (2×20 mL). The organic extracts were dried with Na_2SO_4 and concentrated under reduced pressure. The crude residue was purified by column chromatography on a short column of silica gel. Details are reported in Table 4.

Representative experimental data

Bis(2-methyl-3-indolyl)(4-nitrophenyl)methane (5j)³⁴. Chromatographic eluent: PE-AcOEt (4 : 6); yellow solid (0.38 g, quantitative yield); dp 239–242 °C (CH_2Cl_2 –PE) [lit.³⁴ 241–243 °C]; ^1H NMR (200 MHz, CD_3CN): δ = 2.05 (s, 6H), 6.06 (s, 1H), 6.69–6.81 (m, 4H), 6.88–6.96 (m, 2H), 7.23 (d, J = 8.0 Hz, 2H), 7.37 (d, J = 9.0 Hz, 2H), 8.05 (d, J = 9.0 Hz, 2H), 9.01 (br s, 2H); ^{13}C NMR (50 MHz, CD_3CN): δ = 11.1 (2C), 38.9, 110.3 (2C), 111.2 (2C), 118.4 (2C), 118.5 (2C), 120.2 (2C), 123.0 (2C), 128.0 (2C), 129.6 (2C), 132.6 (2C), 135.2 (2C), 146.2, 152.5.

General procedure for trisindolylmethane 11a–c synthesis

A mixture of 3-formylindole **2f** (0.15 g, 1.0 mmol), aromatic compound **4** (2.2 mmol) and *o*-benzenedisulfonimide (**1**, mol% as in Table 5) in EtOH (2 mL) was stirred at r.t. in a vial until TLC analyses showed almost complete conversion of **2f**. The reaction mixture was then treated with CH_2Cl_2 – H_2O (1 : 1, 20 mL). The aqueous phase was extracted with CH_2Cl_2 (2×20 mL). The organic extracts were dried with Na_2SO_4 and concentrated under reduced pressure. The crude residue was purified by column chromatography on a short column of silica gel; eluent: PE-AcOEt (6 : 4).

Representative experimental data

Tris(3-indolyl)methane (11a)^{32a}. Chromatographic eluent: PE-AcOEt (4 : 6); light orange solid (0.33 g, 92% yield); dp 229–234 °C (Acetone-PE) [lit.^{32a} 240 °C]; ^1H NMR (200 MHz, CD_3CN): δ = 6.08 (m, 1H), 6.80–6.90 (m, 6H), 6.95–7.08 (m, 3H), 7.27–7.40 (m, 6H), 9.07 (br s, 3H); ^{13}C NMR (50 MHz, CD_3CN): δ = 31.0, 111.1 (3C), 118.3 (3C), 118.7 (3C), 119.2 (3C), 121.1 (3C), 123.0 (3C), 126.8 (3C), 136.7 (3C).

Acknowledgements

This work was supported by Italian MIUR and by Università degli Studi di Torino.

Notes and references

- (a) V. Nair, S. Thomas, S. C. Mathew and K. G. Abhilash, *Tetrahedron*, 2006, **62**, 6731; (b) M. S. Shchepinov and V. A. Korshun, *Chem. Soc. Rev.*, 2003, **32**, 170.
- (a) P. J. Kocienski, in *Protective Groups*, 3rd ed., Georg Thieme, Stuttgart, 2003; (b) T. W. Greene and P. G. M. Wuts, in *Protective Groups in Organic Synthesis*, 3rd ed., Wiley, New York, 1999.
- M. Irie, *J. Am. Chem. Soc.*, 1983, **105**, 2078.
- R. Muthyala, A. R. Katritzky and X. Lan, *Dyes Pigm.*, 1994, **25**, 303.
- (a) L. Sanguinet, R. I. Twieg, G. Wiggers, G. Mao, K. D. Singer and R. G. Petschek, *Tetrahedron Lett.*, 2005, **46**, 5121; (b) S. K. D. Shagufta and G. Panda, *Tetrahedron Lett.*, 2005, **46**, 3097.
- M. Nibu, K. Yokomizo, M. Uyeda and K. Sumoto, *Chem. Pharm. Bull.*, 2005, **53**, 1171.
- H. Griepntrog, *Ber. Dtsch. Chem. Ges.*, 1886, **19**, 1876.
- V. Nair, K. G. Abhilash and N. Vidya, *Org. Lett.*, 2005, **7**, 5857.
- S. Genovese, F. Epifano, C. Pelucchini and M. Curini, *Eur. J. Org. Chem.*, 2009, 1132.
- S. Ch. Gagieva, T. A. Sukhova, D. V. Savinov, V. A. Tuskaev, K. A. Lyssenko, N. M. Bravaya, Yu. N. Belokon and B. M. Bulychev, *Russ. Chem. Bull.*, 2006, **55**, 1794.
- S. Chandrasekhar, S. Khatun, G. Rajesh and Ch. R. Reddy, *Tetrahedron Lett.*, 2009, **50**, 6693.
- J. Jaratjaroonpong, S. Sathalalai, P. Techasauvapak and V. Reutrakul, *Tetrahedron Lett.*, 2009, **50**, 6012.

- 13 S. Podder, J. Choudhury, U. K. Roy and S. Roy, *J. Org. Chem.*, 2007, **72**, 3100.
- 14 G. A. Olah, G. K. S. Prakash, J. Sommer and A. Molnár, in *Superacid Chemistry*, Wiley, New York, 2009.
- 15 G. K. S. Prakash, C. Panja, A. Shakhmin, E. Shah, T. Mathew and G. A. Olah, *J. Org. Chem.*, 2009, **74**, 8659.
- 16 T. Ohishi, T. Kojima, T. Matsuoka, M. Shiro and H. Kotsuki, *Tetrahedron Lett.*, 2001, **42**, 2493.
- 17 N. Mibu, K. Yokomizo, T. Miyata and K. Sumoto, *J. Heterocycl. Chem.*, 2010, **47**, 1434 and references therein.
- 18 B. A. Roberts, G. W. V. Cave, C. L. Raston and J. L. Scott, *Green Chem.*, 2001, **3**, 280.
- 19 R. Goossens, M. Smet and W. Dehaen, *Tetrahedron Lett.*, 2002, **43**, 6605.
- 20 Y. Leng, F. Chen, L. Zuo and W. Duan, *Tetrahedron Lett.*, 2010, **51**, 2370.
- 21 L.-T. An, F.-Q. Ding and J.-P. Zou, *Dyes Pigm.*, 2008, **77**, 478.
- 22 M. A. Zolfigol, P. Salehi, M. Shiri, A. Sayadi, A. Abdoli, H. Keypur, M. Rezaeivala, K. Niknam and E. Kolvari, *Mol. Diversity*, 2008, **12**, 203.
- 23 S. G. K. Prakash, G. Fogassy and G. A. Olah, *Catal. Lett.*, 2010, **138**, 155.
- 24 M. Kodamari, M. Nagamatsu, M. Akaike and T. Aoyama, *Tetrahedron Lett.*, 2008, **49**, 2537.
- 25 Z. Li, Z. Duan, J. Kang, H. Wang, L. Yu and Y. Wu, *Tetrahedron*, 2008, **64**, 1924.
- 26 M. Shiri, M. A. Zolfigol, H. G. Kruger and Z. Tanbakouchian, *Chem. Rev.*, 2010, **110**, 2250 and references therein.
- 27 F. He, P. Li, Y. Gu and G. Li, *Green Chem.*, 2009, **11**, 1767.
- 28 (a) M. Barbero, S. Bazzi, S. Cadamuro, S. Dughera, C. Magistris, A. Smarra and P. Venturello, *Org. Biomol. Chem.*, 2011, **9**, 2192 and references therein; (b) M. Barbero, S. Bazzi, S. Cadamuro and S. Dughera, *Curr. Org. Chem.*, 2011, **15**, 576.
- 29 In the literature, many examples of Brønsted acids supported onto silica are reported; among them worthy of mention are silica-supported phosphomolybdic acid, perchloric acid, polyphosphoric acid, sol-gel heteropolyoxotungstate, silicotungstic acid, phosphotungstic acid, fluoroboric acid, NaHSO₄ and LiHSO₄.
- 30 N. Mibu, K. Yokomizo, M. Uyeda and K. Sumoto, *Chem. Pharm. Bull.*, 2003, **51**, 1325.
- 31 J. M. Oclarit, S. Ohta, K. Kamimura, Y. Yamaoka, T. Shimitzu and S. Ikegami, *Nat. Prod. Lett.*, 1994, **4**, 309.
- 32 For examples see: (a) A. Hazra, P. Paira, K. B. Sahu, S. Banerjee and N. B. Mondal, *Catal. Commun.*, 2008, **9**, 1681; (b) S. Naskar, A. Hazra, P. Paira, K. B. Sahu, S. Banerjee and N. B. Mondal, *J. Chem. Res.*, 2008, 568; (c) M. Chakrabarty and S. Sarkar, *Tetrahedron Lett.*, 2002, **43**, 1351; (d) H. Koshima and W. Matsusaka, *J. Heterocycl. Chem.*, 2002, **39**, 1089; (e) J. Bergman, *J. Heterocycl. Chem.*, 1985, **22**, 341.
- 33 M. Barbero, M. Crisma, I. Degani, R. Fochi and P. Perracino, *Synthesis*, 1998, 1171.
- 34 A. Hasaninejad, A. Zare, H. Sharghi, K. Niknam and M. Shekouhy, *Arkivoc*, 2007, (xiv), 39.